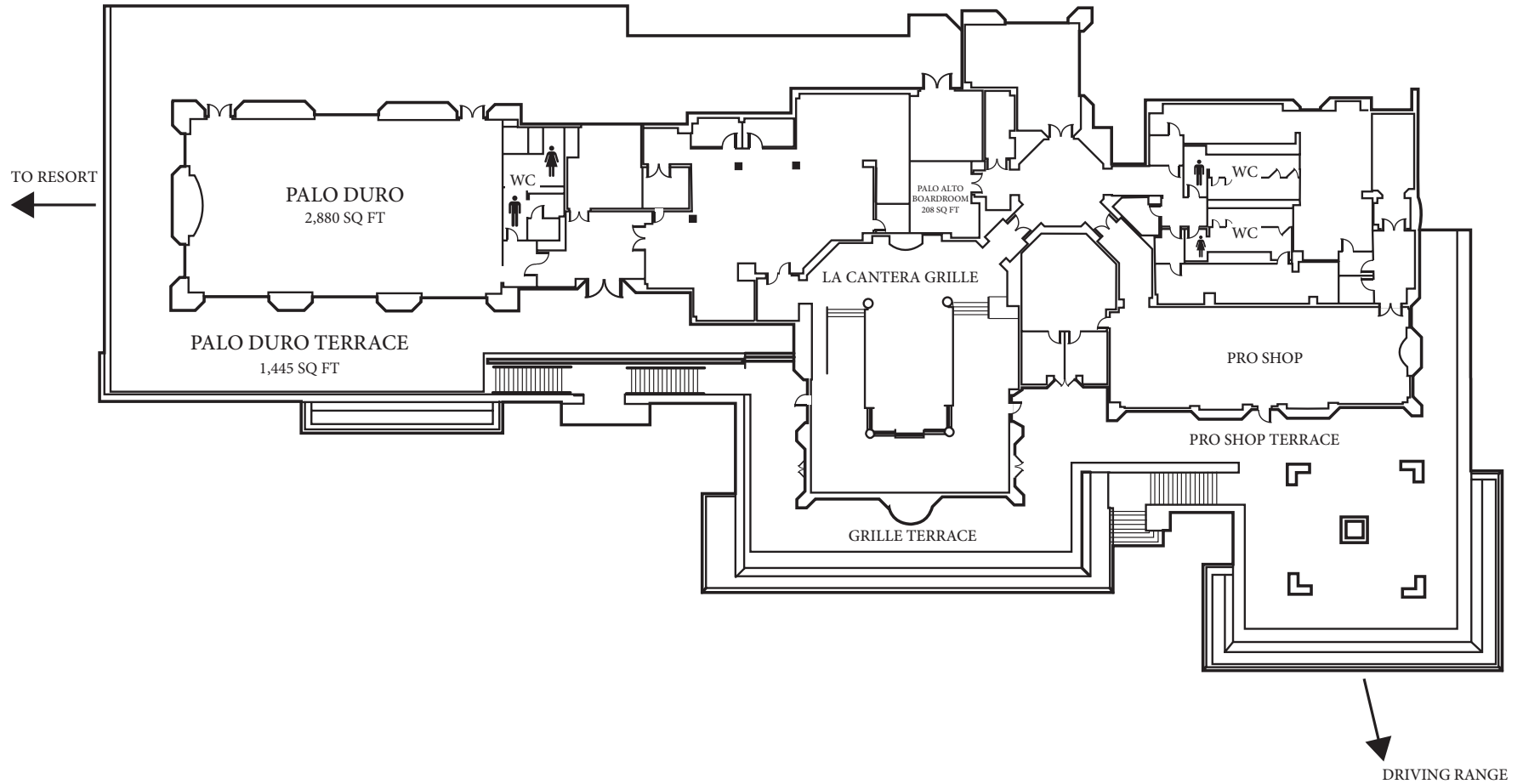
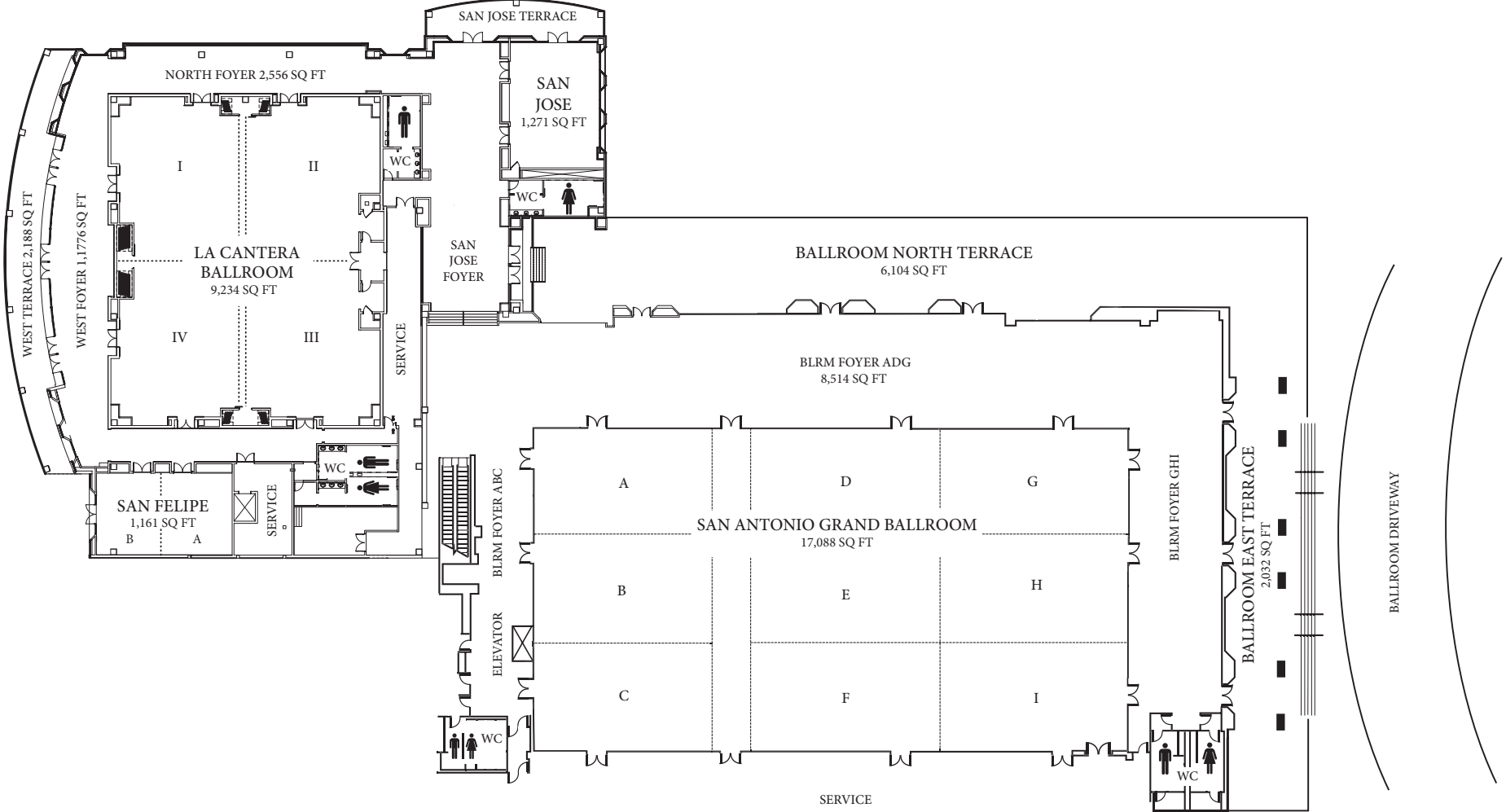


LA CANTERA CLUBHOUSE



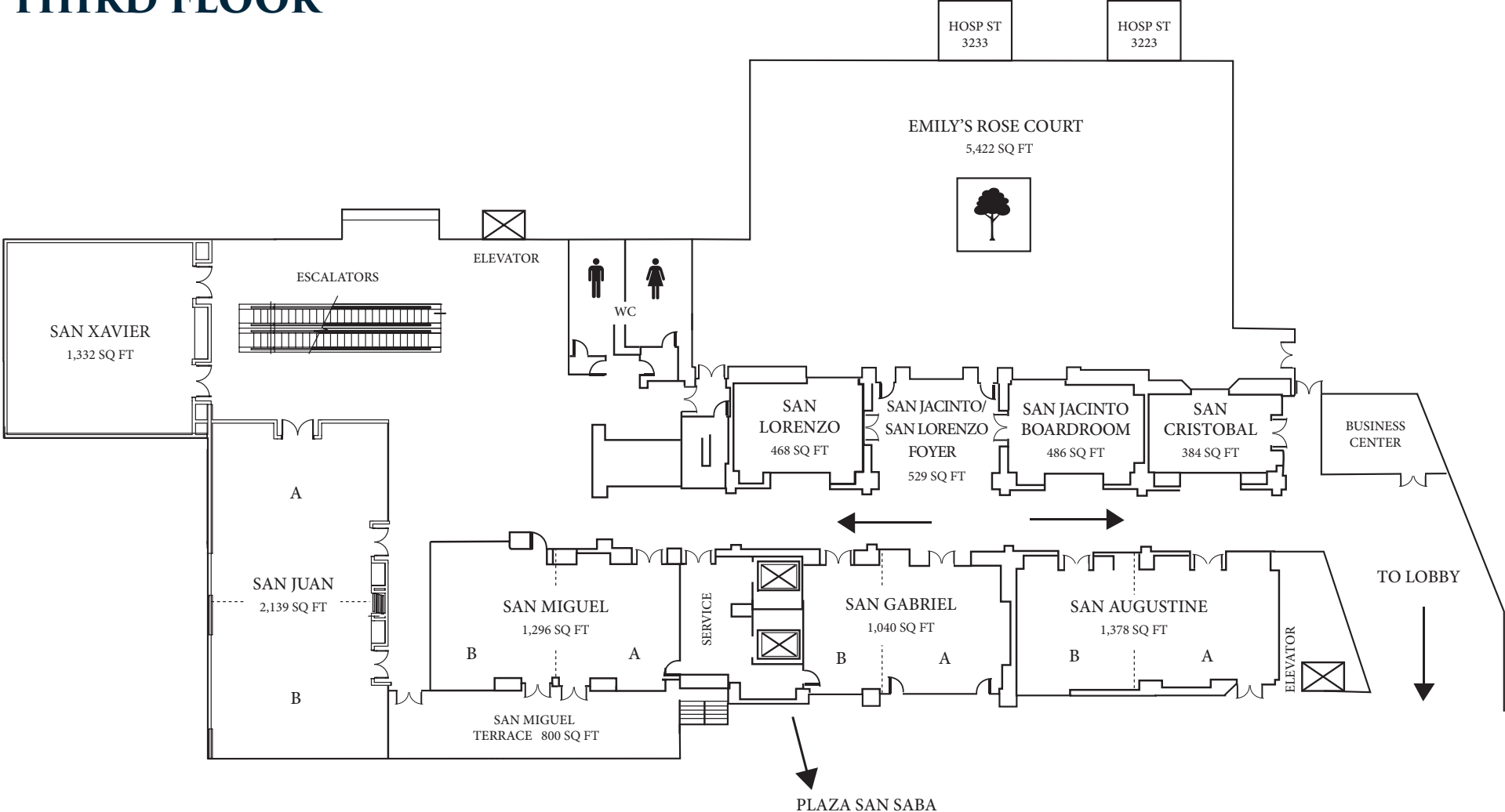
16641 La Cantera Parkway, San Antonio TX 78256
United States | 210.558.6500

SECOND FLOOR



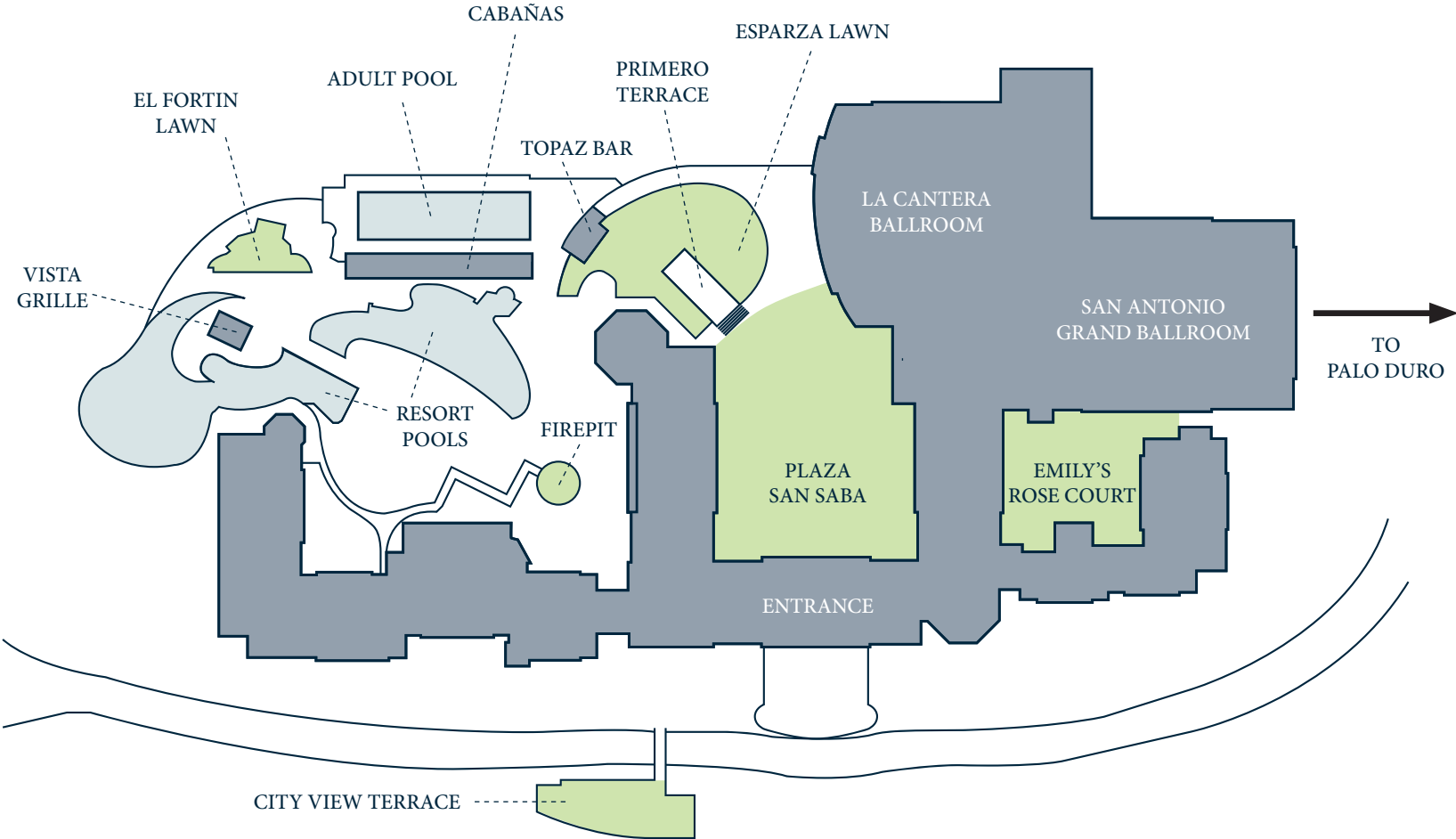
16641 La Cantera Parkway, San Antonio TX 78256
United States | 210.558.6500

THIRD FLOOR



16641 La Canterra Parkway, San Antonio TX 78256
United States | 210.558.6500

OUTDOOR



16641 La Canterera Parkway, San Antonio TX 78256
United States | 210.558.6500

MEETING CAPACITY CHART

Capacities listed below are based on MAX seating with standard AV (screen, projector, podium)

ROOM NAME	AREA (sq ft)	DIMENSIONS	CEILING HEIGHT	THEATER/RECEPTION	SCHOOLROOM	CONFERENCE	U-SHAPE	HOLLOW SQUARE	ROUNDS	CRESCENTS OF SEVEN
San Antonio Grand Ballroom	17,088	178' × 96'	20'	1,500	1,000	n/a	n/a	n/a	1,000	700
ABC, DEF, or GHI	5,376	56' × 96'	20'	300	210	n/a	96	114	310	217
A, B, C, D, E, F, G, H, or I	1,792	56' × 32'	20'	100	70	n/a	30	30	100	70
ABCDEF or DEFGHI + Corridor	11,520	120' × 96'	20'	900	700	n/a	n/a	n/a	790	553
DEFGHI	10,752	112' × 96'	20'	800	600	n/a	n/a	n/a	700	490
Corridor	970	10' × 96'	20'	n/a	n/a	n/a	n/a	n/a	n/a	n/a
Ballroom Foyer ABC	1,056	11' × 96'	20'	n/a	n/a	n/a	n/a	n/a	n/a	n/a
Ballroom Foyer ADG	4,641	21' × 221'	20'	400	n/a	n/a	n/a	n/a	200	n/a
Ballroom Foyer GHI	2,061	21' × 96'	20'	200	n/a	n/a	n/a	n/a	100	n/a
Ballroom North Terrace	6,104	28' × 218'	n/a	500	n/a	n/a	n/a	n/a	270	n/a
Ballroom East Terrace	2,032	127' × 16'	n/a	200	n/a	n/a	n/a	n/a	130	n/a
La Cantera Ballroom	9,234	115' × 90'	20'	750	500	n/a	n/a	n/a	520	364
1 Section	2,376	54' × 44'	20'	220	150	n/a	42	54	120	84
2 Sections	4,752	108' × 44'	20'	440	300	n/a	84	108	240	168
La Cantera Foyer North	2,556	142' × 18'	15'	n/a	n/a	n/a	n/a	n/a	80	n/a
La Cantera Foyer West	1,776	111' × 16'	15'	n/a	n/a	n/a	n/a	n/a	100	n/a
West Terrace	2,188	n/a	n/a	200	n/a	n/a	n/a	n/a	60	n/a
San Augustine	1,378	53' × 26'	11'	90	84	42	42	48	80	56
San Augustine A	780	30' × 26'	11'	45	48	21	24	24	40	28
San Augustine B	598	23' × 26'	11'	45	36	18	24	21	30	21
San Gabriel	1,040	40' × 26'	11'	70	63	30	32	30	60	42
San Gabriel A	598	23' × 26'	11'	50	30	18	21	24	40	28
San Gabriel B	442	17' × 26'	11'	30	20	14	18	18	20	14
San Miguel	1,296	48' × 27'	11'	90	63	32	30	32	60	49
San Miguel A	675	25' × 27'	11'	50	21	14	18	18	30	28
San Miguel B	621	23' × 27'	11'	50	21	14	18	18	30	28
San Miguel Terrace	800	50' × 16'	n/a	n/a	n/a	n/a	n/a	n/a	40	n/a
San Cristobal	384	24' × 16'	11'	30	21	16	15	18	20	14
San Jacinto Boardroom	486	27' × 18'	11'	n/a	n/a	14	n/a	n/a	n/a	n/a
San Jacinto/San Lorenzo Foyer	529	23' × 23'	n/a	40	n/a	n/a	n/a	n/a	n/a	n/a
San Lorenzo	468	26' × 18'	11'	40	28	16	21	21	30	21
San Felipe	1,161	27' × 43'	9'	90	63	30	30	32	82	56
San Felipe A	580	21' × 27'	9'	40	28	15	12	16	30	21
San Felipe B	580	21' × 27'	9'	40	28	15	12	16	30	21
San Jose	1,271	41' × 31'	15'	80	35	32	32	32	70	56
San Jose Foyer	2,821	91' × 31'	15'	250	n/a	n/a	n/a	n/a	n/a	n/a
San Jose Terrace	754	n/a	n/a	n/a	n/a	n/a	n/a	n/a	n/a	n/a
San Xavier	1,332	37' × 36'	11'	70	63	28	32	32	60	42
San Juan	2,139	69' × 31'	11'	140	120	n/a	42	54	140	84
San Juan A or B	1,054	34' × 31'	11'	70	60	24	30	30	50	49
Palo Duro	2,880	40' × 72'	n/a	240	180	60	66	78	190	126
Palo Duro Terrace	1,445	17' × 85'	n/a	170	n/a	n/a	n/a	n/a	80	n/a
Plaza San Saba	31,416	187' × 168'	n/a	n/a	n/a	n/a	n/a	n/a	480	n/a
Emily's Rose Court	5,422	n/a	n/a	150	n/a	n/a	n/a	n/a	220	n/a
El Fortin Lawn	5,497	n/a	n/a	150	n/a	n/a	n/a	n/a	90	n/a
City View Terrace	3,000	n/a	n/a	n/a	n/a	n/a	n/a	n/a	n/a	n/a
Palmer Clubhouse Patio	3,655	85' × 43'	n/a	250	n/a	n/a	n/a	n/a	200	n/a
Esparza Lawn	6,000	n/a	n/a	n/a	n/a	n/a	n/a	n/a	n/a	n/a
La Sierra	2,597	n/a	n/a	125	n/a	n/a	n/a	n/a	70	n/a
SweetFire Private Dining 1 & 2	1,220	n/a	n/a	40	n/a	n/a	n/a	n/a	80	n/a
SweetFire PDR 1	700	20' × 35'	n/a	60	n/a	n/a	n/a	n/a	40	n/a
SweetFire PDR 2	520	20' × 26'	n/a	80	n/a	n/a	n/a	n/a	30	n/a